

## DATA SHEET

# AC Disconnect with Integrated Surge Protection for Small Cell Radio Heads

RSCAC-1333-P-240 • RSCAC-1333-PS-240 • RSCAC-1333-PH-240

The RSCAC-1333 series is an AC Disconnect, Load Center and Surge Protection Device that is Suitable for Use as Service Equipment (SUSE).

It is designed to provide robust overvoltage surge protection for the AC power circuits for today's small cell radio systems. It employs patented Strikesorb® 30-A-2CHV modules capable of withstanding direct surge currents up to 5kA (10/350µs) and induced surge currents up to 60kA (8/20µs).

The RSCAC-1333 series provides dual (Line 1 to Neutral) (Line 2 to Neutral) protection for up to twelve AC circuits.

powered by

**Strikesorb®**



RSCAC-1333-P-240



RSCAC-1333-PS-240



RSCAC-1333-PH-240

## Features

- 60A main breaker Suitable for Use as Service Equipment (SUSE) without condition per UL and NEC
- Up to six 15A, 20A or 30A duplex branch breakers providing (12) 120VAC circuits which can be bridged to provide 240V
- 120/240VAC split phase configuration
- Employs the Strikesorb 30-A-2CHV Surge Protective Device (SPD)
  - The Strikesorb 30-A-2CHV is a Class I SPD, certified by VDE per the IEC 61643-11 standard as suitable for installation in areas where induced lightning exposure is expected
  - Strikesorb 30-A-2CHV is able to withstand direct surge currents up to 5kA (10/350µs) and induced surge currents of up to 60kA (8/20)
  - Provides low let through / clamping voltage - as it does not employ spark gaps or other switching elements
  - Strikesorb offers unique protection levels for wireless and small cell applications
- Comes with two compression fittings that can be replaced with 1.5" NPT conduit fittings
- Provides (Line 1 to Neutral, Line 2 to Neutral) protection for 120/240VAC split phase systems
- Compatible with duplex/double pole breakers
- Patent pending design
- Pole mount bracket facilitates mounting up to 4" diameter pole using existing clamps. Can also be banded to any diameter pole. Center mount holes (5/8") for center pole mount

## Benefits

- Offers unique maintenance free protection
- NEMA 4X or IP 68 & NEMA 6/6P rated enclosure, allowing for installation in harsh environments
- Lightweight design allows easy installation
- Up to twelve circuits for individual power control and over current protection of up to twelve small cell radio heads

UL 67

Type 4 Enclosure  
Electrical Rating: 240V Single Phase  
Service entrance rating:  
Suitable for use as  
service equipment



RSCAC-1333-P-240



Bracket Included

**Raycap**

[www.raycap.com](http://www.raycap.com)

Strikesorb is a registered trademark of Raycap  
© 2019 Raycap All rights reserved.  
G02-01-490 190208

QUESTIONS? VISIT [WWW.TALLEYCOM.COM](http://WWW.TALLEYCOM.COM) OR CONTACT TALLEY AT 800.949. 7079 OR [SALES@TALLEYCOM.COM](mailto:SALES@TALLEYCOM.COM) TODAY.

**TALLEY**  
You Connect the World. We Make it Easy.®

## SPECIFICATIONS

powered by

**Strikesorb®**

# AC Disconnect with Integrated Surge Protection for Small Cell Radio Heads

**RSCAC-1333-P-240 • RSCAC-1333-PS-240 • RSCAC-1333-PH-240**

### Electrical

Model Number	RSCAC-1333-P-240	RSCAC-1333-PS-240	RSCAC-1333-PH-240
Main Disconnect	60A main breaker	60A shunt trip main breaker	60A main breaker
Number of Circuits	Available up to 12	Available up to 10	Available up to 12
Breakers	Accommodates 6 tandem	Accommodates 5 tandem	Accommodates 6 tandem
Breaker Interrupt Rating (KAIC)	10kA	10kA	10kA
Surge Protection Device (SPD) Type to UL	Strikesorb 30-A-2CHV	Strikesorb 30-A-2CHV	Strikesorb 30-A-2CHV
Surge Protective Device (SPD) Type per UL 1449 4th Ed.	Recognized UL SPD	Recognized UL SPD	Recognized UL SPD
Surge Protection Device (SPD) Class to IEC 61643-11	Class I	Class I	Class I
Nominal Operating Voltage [U <sub>n</sub> ]	120V / 240V split phase	120V / 240V split phase	120V / 240V split phase
Nominal Discharge Current [I <sub>n</sub> ] per UL 1449 4th Ed.	20kA 8/20µs	20kA 8/20µs	20kA 8/20µs
Maximum Discharge Current [I <sub>max</sub> ] per IEC 61643-11	60kA 8/20µs	60kA 8/20µs	60kA 8/20µs
Impulse Discharge Current [I <sub>imp</sub> ] per IEC 61643-11	5kA 10/350µs	5kA 10/350µs	5kA 10/350µs
Maximum Continuous Operating Voltage [U <sub>c</sub> ] (MCOV)	150V per line	150V per line	150V per line
Voltage Protection Level [U <sub>p</sub> ] per IEC 61643-11	700V	700V	700V
Suppression Technology	MOV	MOV	MOV
Protection Modes	L1 to Neutral, L2 to Neutral	L1 to Neutral, L2 to Neutral	L1 to Neutral, L2 to Neutral

### Mechanical

Connection (Power)	Main Breaker #12 - #2Ø AWG (3.31 - 67.4mm <sup>2</sup> ) Branch Breaker #14 - #8 AWG (2.5 - 6mm <sup>2</sup> ) Ground and Neutral Busbars #14 - #2 AWG (2.08 - 33.6mm <sup>2</sup> )		
Environmental Ingress Protection (IP) Rating	NEMA 4X	NEMA 4X	IP68 & NEMA 6/6P
Operation Temperature (°C)	-40° C to +80° C		
Storage Temperature (°C)	-70° C to +80° C		
Enclosure Type (Outdoor)	Polycarbonate UL 94V-0 Rated		
Enclosure Dimension (L x W x H)	10.43" x 9.38" x 5.06"	10.43" x 9.38" x 6.68"	10.43" x 8.59" x 5.06"
Enclosure	Hinged with Clasp	Hinged with Clasp	Hingeless with thumb screw
Weight	8 lbs [3.62kg]		

### Standards Compliance & Certifications

Strikesorb modules are compliant to the following Surge Protective Device (SPD) standards:

UL 1449 4th Edition: 2011, IEC 61643-11: 2011, EN 61643-11: 2012, IEEE C62.11: 2005, IEEE C62.41: 2002, IEEE C62.45: 2002, NEMA-LS-1

Certification

UL, VDE, CE

Panel Board Certification

UL 67 (suitable for use as service equipment)

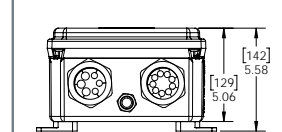
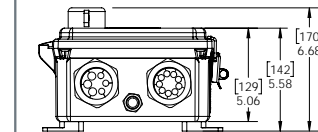
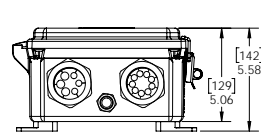
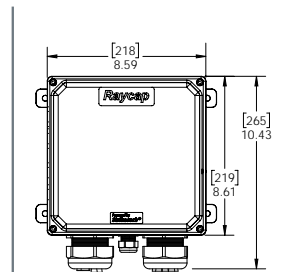
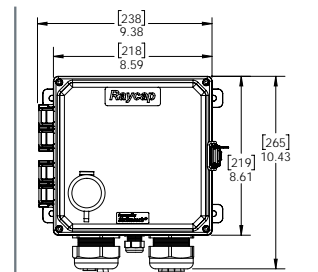
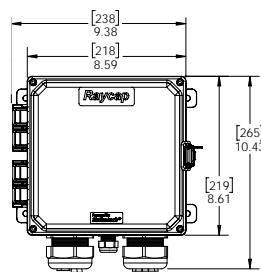
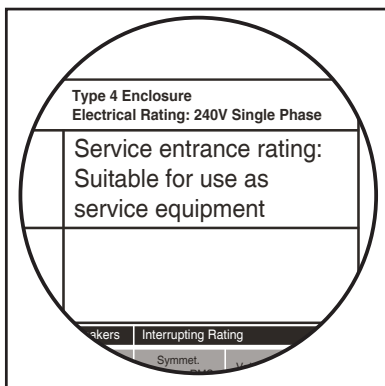
### Additional Tandem Breakers Available

Circuit Breaker 1P 15A/15A Tandem QO

Circuit Breaker 1P 20A/20A Tandem QO

Circuit Breaker 1P 30A/30A Tandem QO

### Product Diagram



**Raycap**

[www.raycap.com](http://www.raycap.com)

G02-01-490 190208



AWG=American Wire Gauge

QUESTIONS? VISIT [WWW.TALLEYCOM.COM](http://WWW.TALLEYCOM.COM) OR CONTACT TALLEY AT 800.949.7079 OR [SALES@TALLEYCOM.COM](mailto:SALES@TALLEYCOM.COM) TODAY.

**TALLEY®**  
You Connect the World. We Make it Easy.®