

N215116-N-L31 and N21C224-NCY KLM and GMT Combo Fuse Panels



General Information

Westell's comprehensive power distribution solutions ensure reliable power to all site equipment and proper power distribution for site and equipment safety. The Westell N215116-N-L31 Fuse Panel provides fused distribution of DC power to equipment with rear access to terminals. The N21C224-NCY provides fused distribution with full front access. Both panels have 2 buses, each bus consisting of KLM and GMT fuse positions. The status of each fuse position is monitored and will extend an alarm when a fuse interrupts the current.

Applications

- Wireless
- Central office
- Co-locate
- Remote sites
- Secondary distribution

Features & Benefits

- Compatible with +24V, +48V, -24V or -48V dc input (battery voltages)
- Dual bus panels
- KLM and GMT fuse combinations per bus
- Normal and Alarm LEDs for Bus A and Bus B indicate power or fuse interrupt
- Form C relay contacts extend alarm conditions for each bus
- Brackets supplied for both 19" or 23" racks
- Offset terminal blocks with shield provided
- NEBS level 3 verified, with zone 4 earthquake
- NRTL Safety Listed
- N21C224-NCY provides all fuse holders and terminals in a full front access design



N215116-N-L31 and N21C224-NCY KLM/GMT Combination Fuse Panels

Product Specifications

Voltage	-/+24 or +/-48 VDC typical -/+22 to +/-58 VDC max
GMT Fuse Size	15 Amps max.
KLM Fuse Size	30 Amps max.
Current/Input	150 Amps - N215116-N-L31 100 Amps max - N21C224-NCY
Output/Bus	4 KLM & 4 GMT - N215116-N-L31 2 KLM & 10 GMT - N21C224-NCY
Bus/Panel	2 per panel
Input Block	Two 1/4" studs on 5/8" centers, Max std lug is 1 AWG, Max lug width = 0.710"
GMT Output	#22 AWG to 12 AWG wire or fork/ring for #6 screw
KLM Output	#20 AWG to 10 AWG wire, or fork/ring for #6 screw
Rack Mounting	19"/23" Racks with 1" and 1.25" hole spacing
Weight	Approx. 10 lbs
Operating Temp	-20° to +40°C (-4° to 40°F)
Color	Off-white





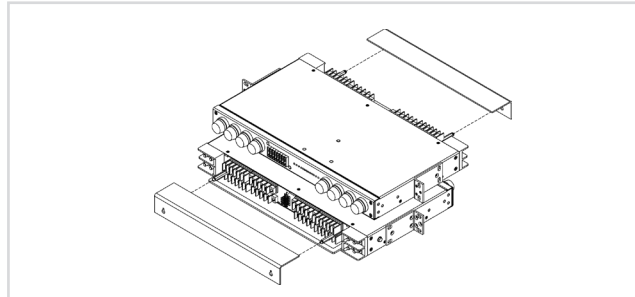
N215116-N-L31 and N21C224-NCY KLM/GMT Fuse Panels

Ordering Information

Part Number	Description
N215116-N-L31	4x4 KLM, 4x4 GMT, Fuse Panel
N21C224-NCY	2x2 KLM, 10x10 GMT, Fuse Panel, Full Front Access

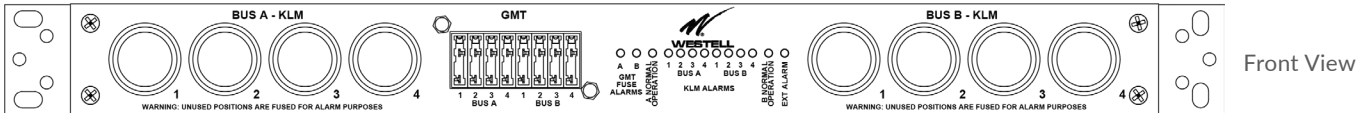
Order breakers or fuses separately. For a complete listing of fuses visit westell.com

Isometric Drawings

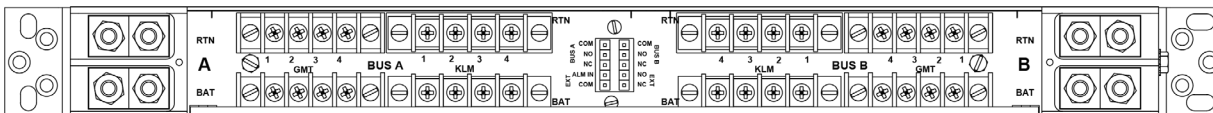


N215116-N-L31

Mechanical Drawings



Front View



Rear View

N215116-N-L31

